



CompuGroup™
Medical

What's New in

CGM webPRACTICE™ v2025.2.0

Final Release Notes

May 07, 2025

CGMwebPRACTICE™

Fully Web-Based Practice Management Suite



Table of Contents

- Introduction 3
- New Features and Enhancements 4
 - Summary of Action Required Items..... 4
 - Summary of Changes to Document..... 4
- General Enhancements 5
- Billing 6
- Reports 6
- Schedule 7
- Tables..... 8
- Transactions..... 10
- Invoice Billing..... 11

INTRODUCTION

This document provides an overview of new features, resolutions, and enhancements available in the release of CGM webPRACTICE v2025.2.0. Each section defines the specific feature and/or enhancement associated with the new CGM webPRACTICE release, as well as any resolved issues.

NEW FEATURES AND ENHANCEMENTS

This section is not meant to be cumulative and only contains information associated with the CGM webPRACTICE v2025.2.0 release.

Note: You will need to complete the *****Action Required***** items (where applicable) to make sure your system functions properly with this updated version.

As with all updates, for all new menu functionality, you will need to identify which users you want to have access to the new menu functions. Then, you must activate the new menus using the *Model User Menus* function located on the *System, User Management* menu. You must also set the security level that you want on the new menus using the *Change Function Security* function located on the *System, User Management, Function Security Menu*.

Summary of Action Required Items

Page #	Function	Action
9	Load AMA CPT® Codes	Load the updated files if applicable
9	Load the HCPCS Codes	Load the updated file if applicable
9	Import RVU Unit Values	Load the updated file if applicable
9	Import Fee Schedules	Load the updated file if applicable

Summary of Changes to Document

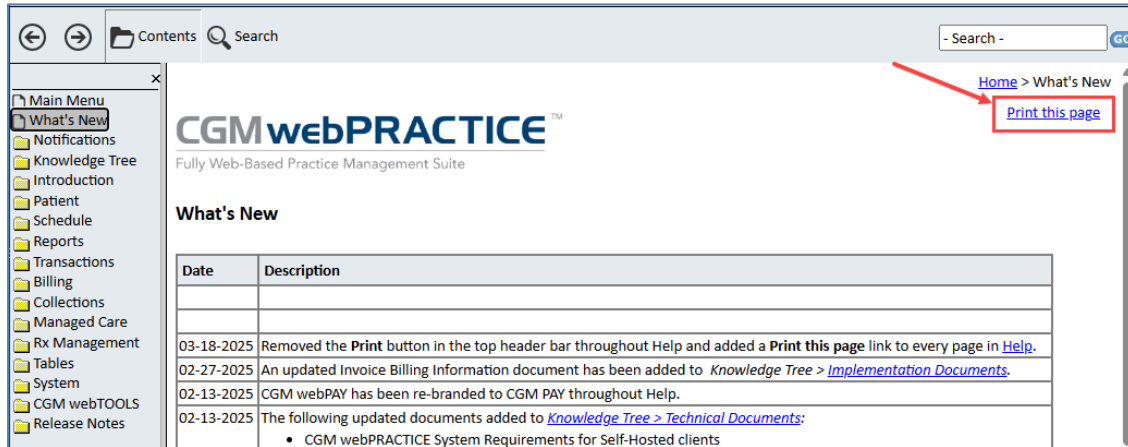
Preliminary Release Notes were released April 29, 2025.

Section	Function	Added/Deleted/Revised
Reports	Transaction Details to Excel	Revised

General Enhancements

Help

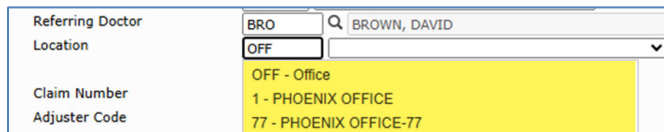
The **Print** icon has been removed from the top header bar throughout Help and was replaced with a **Print this page** link, that displays on the upper right side of each page.



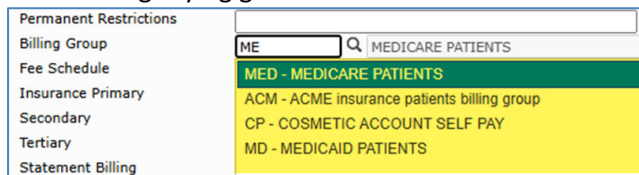
Auto-complete fields

Most split drop-down list boxes or split list boxes with a magnifying glass throughout the system will now show an auto-complete list when you start typing a code or description. Please note that while many of the drop-down lists have been updated, some are still in transition and will be updated soon.

Example of a split drop-down list box:



Example of a split list box with a magnifying glass:



Note: The auto-complete list will only display the first 100 matched and Table code matches will display at the top of the list with description matches displayed below.



Billing

Print Insurance Forms (Billing > Insurance Billing Functions > Print Insurance Forms)

Diagnosis Codes will no longer include decimals on printed insurance forms for improved compliance.

Reports

User Productivity Report to Excel (Reports > User Productivity Report to Excel)

The report has been modified to reflect that certain columns are calculated based on the Accounting Date of the activity performed by the user, rather than the Activity Date. An asterisk (*) will now be printed in each column heading and a new message will be printed in the footer of the report stating, "The column is currently based on the Accounting Date, but will be modified in a future release to be based on the date the activity was performed."

	A	B	C	D	E	F	G	H	I	J	K	L	M	N
1	4/16/2025													
2	EASTSIDE MEDICAL													
3	User Productivity Report to Excel													
4	From 01-01-2025 To 01-15-2025													
5	For All User Codes													
6	Date	User Code	Pts Registered	Pt Accts Edited/Inactivated	Pt Appts Scheduled	Pt Appts Rescheduled	Pt Appts Deleted	Total Trans Posted	# of Chgs Posted*	Total Chg \$*	# of Pmts Posted*	Total Pmts \$*	# of Ins Pmts Posted*	Total Ins Pmts \$*
7	1/2/2025	MEL	5	12	25	3	1	1	1	100				
8	1/2/2025	MEL						2	2	350.74				
9	1/3/2025	MEL						2			1	-10	1	-10
10	1/6/2025	MEL			5		1	20	11	2,072.87	8	-100	2	-30
11	1/7/2025	MEL			2			1	1	0.5				
12	1/7/2025	MEL						1			1	-10		
13	1/10/2025	MEL	5		9		1	2	2	650				
14	1/13/2025	MEL			5		1	19	15	3,333.15	3	-40	2	-30
15	1/14/2025	MEL			2			21	17	4,356.26	3	-55	2	-30
16	1/14/2025	MEL	1	2				7	6	1,248.48	1	-10		
17	*The column is currently based on the Accounting Date, but will be modified in a future release to be based on the date the activity was performed.													
18	End of Report. Reports/User Productivity Report to Excel													
19	Requested by MGR and completed at 7:30AM on Apr 16 2025													
20														

Transaction Details to Excel (Reports > Transaction Journals > Transaction Details to Excel)

The following new Data Elements have been added:

- **Patient Balance (P8.4)** – Provides the current patient balance owing.
- **Patient Last Payment Amount (P8.2)** – Provides the amount of the last patient payment posted.
- **Patient Last Payment Date (P8.1)** – Provides the date of the last patient payment posted.
- **Patient Last Statement Date (P8.3)** – Provides the date stored in the patient’s account indicating when the last statement was sent. This date is not specific to the transaction.

Schedule

Superbill Inquiry (Schedule > Superbill Inquiry)

The format of superbill numbers has evolved, with many now including extensions after the main number. To simplify the search process regardless of the number format, we've added enhanced search functionality. You can now specify whether the superbill number 'equals,' 'begins with,' or 'contains' the number you enter.

Equals is the default search option selected, as this is how the function has worked in the past. If you select **Begins with** or **Contains**, a new screen will be displayed showing all the superbill numbers that match your search criteria. You can click anywhere on the row to view the details for a superbill.

Superbill Inquiry - For Superbills that Begin with '107'.			
Superbill Number ▼	Date	Account	Patient Name
1078.1	09-24-2010	25228	ANDERS, CANDY
1079.1	11-15-2011	25695	MORRISON, JAMES
10701.7	06-13-2023	26626	Dash, Kris
10703.7	06-13-2023	26529	Lyall, Sophie
10704.7	06-13-2023	26624	BRYANT, KENDALL

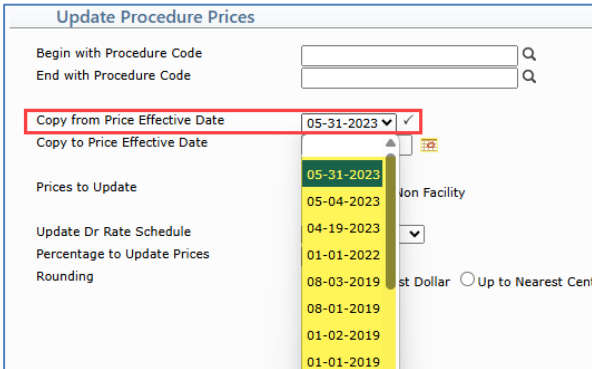
Tables

Procedure Code Table (*Tables > Procedure Code Table*)

The following functions were enhanced to make it easier to select a **Price Effective Date**:

- Maintain Procedure Code Prices
- Import/Export Procedure Prices
- Update Procedure Prices
- Print Procedure Prices
- Copy Procedure Prices

The **Price Effective Date** fields have been changed to dropdown list fields and the effective dates in the **Price Effective Date** fields are now sorted in order of latest date first. Previously the dates were not sorted.



The screenshot shows the 'Update Procedure Prices' form. The 'Copy from Price Effective Date' field is highlighted with a red box and shows a dropdown menu with the following dates: 05-31-2023, 05-04-2023, 04-19-2023, 01-01-2022, 08-03-2019, 08-01-2019, 01-02-2019, and 01-01-2019. The dates are sorted in descending order of date.

Procedure Code Table (*Tables > Procedure Code Table*)

The **Copy to Price Effective Date** fields have been changed to no longer default the current date to reduce the likelihood of using incorrect dates in the following functions:

- Import/Export Procedure Prices
- Update Procedure Prices – **Using a Fee Schedule**-Also changed the **Fee Schedule Effective Date** field to be a drop-down list.
- Copy Procedure Prices

Fee Schedule Table (*Tables > Fee Schedule Table*)

The following functions were enhanced to make it easier to select a **Fee Schedule Effective Date**:

- Update Fee Schedule Amounts
- Copy the Fee Schedules

The **Copy from Fee Schedule Effective Date** fields have been changed to dropdown list fields to make it easier to select a **Fee Schedule Effective Date** and the effective dates in the **Copy from Fee Schedule Effective Date** fields are now sorted in order of latest date first. Previously the dates were not sorted.

Tables (cont.)

Fee Schedule Table (*Tables > Fee Schedule Table*)

The **Copy to Fee Schedule Effective Date** fields have been changed to no longer default the current date to reduce the likelihood of using incorrect dates in the following functions:

- Copy the Fee Schedules
- Copy All Fee Schedules
- Import Fee Schedules
- Update Fee Schedule Amounts

Import RVU Unit Values (*Tables > Relative Value Schedule Table > Import RVU Unit Values*) ****Action Required****

The Centers for Medicare and Medicaid Services (CMS) have updated the 2025 Medicare Relative Value Unit files (RVUs) effective April 1, 2025. To receive the updated codes, you must load the **2025** file.

Load the HCPCS Codes (*Tables > Procedure Code Table > Load the HCPCS Codes*) *****Action Required*****

Updates to the 2025 HCPCS data files, effective April 1, 2025 are available. To receive the updated codes, you must load the **2025** file.

Maintain Location Codes (*Tables > Location Code Table > Maintain Location Codes*)

The Place of Service Code table has been updated with Code 66 – PACE CENTER: ELDERLY CARE PROGRAMS.

Load the AMA CPT® Codes (*Tables > Procedure Code Table > Load the AMA CPT® Codes*)

The 2025 **PLA** CPT codes effective April 1, 2025 are available. The PLA codes are Vaccine Specific CPT Codes for Coronavirus Immunizations and can be loaded by selecting the Pathology and Lab code category.

Import Fee Schedules (*Tables > Fee Schedule Tables > Import Fee Schedules*) *****Action Required*****

The Centers for Medicare and Medicaid Services (CMS) have released the following Fee Schedules:

- 2025 Medicare Clinical Laboratory Fee Schedule, effective April 1, 2025
- 2025 Medicare DME Fee Schedules; Prosthetics/Orthotics and Supplies (DMEPOS), effective April 1, 2025

The updated files are available for import by selecting 2025 in the **Fee Schedule Year** list and the applicable file name in the **Fee Schedule File** list.

Tables (cont.)

Load the AMA CPT® Codes (*Tables > Procedure Code Table > Load the AMA CPT® Codes*) and

Load the HCPCS Codes (*Tables > Procedure Code Table > Load the HCPCS Codes*)

The NOTE sections have been updated to clarify what data is added or updated when these functions are run.

Load the AMA CPT® Codes	System Manager EASTSIDE MEDICAL (1)
<p>With this function you can import the American Medical Association (AMA) CPT® Code file. CompuGroup Medical USA is in no way responsible for the information contained in the file. You will have the option to select which categories of codes you want to import along with selecting the Type of Service to be assigned to each category.</p>	
<p>NOTE: You should not select to overwrite the existing Procedure Code Descriptions with those provided in the file unless your Procedure Code Table has never been loaded.</p> <ul style="list-style-type: none"> • When new codes are loaded, this function will only extract the first twenty characters of the description provided to load them into the Procedure Code Description and Brief Description fields. • If you select the Overwrite option, this function will extract the full text provided in the file and load it into the Procedure Code Description field. The Brief Description field will not be overwritten. 	

Transactions

Transaction Journals to Excel

A new **Encounter Proc ID of Paid Transaction** column has been added to the *Payment Journal to Excel*. If the payment was applied to a procedure, this ID number represents the unique ID of the procedure that the payment was applied to.

A new **Encounter Proc ID of Adjusted Transaction** column has been added to the *Adjustment Journal to Excel*. If the adjustment was applied to a procedure, this ID number represents the unique ID of the procedure that the adjustment was applied to.

Note: If a payment or adjustment has not been applied to a procedure, an **Encounter Proc ID** will not print on the report.

Interface Charge Reconciliation Report (*Transactions > Interface Charge Reconciliation Report*)

In the past this report was only released to select clients, but it will now be available to any client that has an active inbound charge interface to assist them with reconciling.

Invoice Billing

Invoice Billing Integration (System > Database Maintenance Menu > Integrations > Invoice Billing Integration)

A new **Print Pt Totals on Invoice** check box has been added that allows you to select if you want to print a **Total** of the charges for each patient when printing invoices. By default, this option is not selected.

Invoice Billing Integration

Default Values:

Birth Date:

Sex:

Rel to Guarantor:

Default Diagnosis: NO DIAGNOSIS RECORDED

Responsible Doctor:

Referral Source: NO REFERRAL SOURCE

Exclude \$0.00 Items on Reports:

Print Pt Totals on Invoice:

Sample Invoice with Totals:

I N V O I C E					
EASTSIDE MEDICAL 3838 N Central Ave Ste 1600 Phoenix, AZ 85012-1950 208-555-0172			PREPARED Mar 11, 2025 ACCOUNT #: 26701 Invoice #: 032025.93 PO#: BALANCE: 65.00		
POPULAR TREE TRIMMERS 55448 E SPRUCE LANE Phoenix AZ 85026			Amount Enclosed _____		
PAYMENTS MADE ONE WEEK PRIOR TO INVOICE DATE MAY NOT BE REFLECTED					
DATE	CODE #	DESCRIPTION	CHARGES	PAYMENTS CREDITS	BALANCE
Employer: NORTH SIDE ARBORISTS					
Patient : FOX, WILEY (Acct # 26712)					
03-11-25	80053	COMPREHEN METABOLIC	12.00	0.00	12.00
	85025	AUTOMATED HEMOGRAM	10.00	0.00	10.00
	84436	ASSAY OF TOTAL THYR	8.00	0.00	8.00
	G0471	VEN BLOOD COLL SNF/	7.00	0.00	7.00
Total:					37.00
Employer: WEST SIDE ARBORISTS					
Patient : FOX, JAMIE (Acct # 26718)					
03-11-25	85025	AUTOMATED HEMOGRAM	9.00	0.00	9.00
	80053	COMPREHEN METABOLIC	12.00	0.00	12.00
	G0471	VEN BLOOD COLL SNF/	7.00	0.00	7.00
Total:					28.00
TOTALS					65.00
AGING: Current 30 Day 60 Day 90 Day 120 Day T O T A L					

Invoice Billing (cont.)

Invoice Management (Billing > Invoice Management)

A new **Invoice Last Printed** column has been added, which will display the last time an invoice was printed or reprinted from within this function.

Note: When you print using the *Generate/Print* function, a date will only be added for any new invoices printed after the v2025.2.0 update has been installed.

Invoice Management										System Manager EASTSIDE MEDICAL (1)
*** Filter Applied ***										
(From Printing Date = '01-01-2025', Type of Invoices = 'Unpaid')										
Invoice #	Acct #	Acct Name	Dept Code	PO #	Invoice Date	Invoice Amt	Invoice Balance	Acct Balance	Invoice Last Printed	
012025.62	26834	LANDSCAPING INC	C-LAND	PO01142025	01-14-2025	400.00	400.00	1104.00	03-31-2025	
022025.68	26729	Home Renovation	HR		02-20-2025	975.00	975.00	2072.87	03-31-2025	
032025.93	26701	POPULAR TREE TRIMMERS	POP		03-11-2025	65.00	56.00	2381.00	03-31-2025	
032025.100	26834	LANDSCAPING INC	C-LAND		03-13-2025	29.00	29.00	1104.00	03-31-2025	
032025.103	26856	JCPENNY CORPORATION	C-JCPENNYS		03-13-2025	772.87	722.87	1850.42	03-31-2025	
032025.109	26855	HOLLISTER COMPAY	C-HOLLISTE		03-18-2025	1210.55	545.55	540.55	03-31-2025	
032025.112	26856	JCPENNY CORPORATION	C-JCPENNYS		03-18-2025	1057.55	1042.55	1850.42	03-31-2025	
032025.120	26850	FLOWERS INTERNATIONAL	C-FLR		03-20-2025	700.00	700.00	700.00	03-31-2025	
032025.127	26824	NORDSTORM	C-NORD		03-20-2025	177.00	177.00	9799.76	03-31-2025	
032025.128	26834	LANDSCAPING INC	C-LAND	PO55LAS	03-20-2025	19.00	19.00	1104.00	03-31-2025	
032025.129	26834	LANDSCAPING INC	C-LAND		03-20-2025	856.00	656.00	1104.00	03-31-2025	
032025.137	26824	NORDSTORM	C-NORD	PO03212025	03-21-2025	62.32	62.32	9799.76	03-31-2025	
032025.165	26856	JCPENNY CORPORATION	C-JCPENNYS	POAN03282024	03-28-2025	147.00	100.00	1850.42	03-31-2025	

After you have selected an invoice from the list, the invoice will now display the current amount owing instead of the original invoice printed. The Action Columns buttons have been changed to provide a toggle button to switch back and forth between the **Current View** and **Original View**. You can use the **Print** Action Column button to print the invoice currently displayed on your screen.

Invoice Management						System Manager EASTSIDE MEDICAL (1)
Next Page	Prev Page	Original View	Print	Payment	CURRENT INVOICE VIEW	
EASTSIDE MEDICAL 3838 N Central Ave Ste 1600 Phoenix, AZ 85012-1950 208-555-0172			PREPARED 04-01-2025 ACCOUNT #: 26834 Invoice #: 032025.100 BALANCE: 29.00			
LANDSCAPING INC 12345 N EVERGREEN WAY Phoenix AZ 85021			Amount Enclosed _____			
PAYMENTS MADE ONE WEEK PRIOR TO INVOICE DATE MAY NOT BE REFLECTED						

DATE	CODE #	DESCRIPTION	CHARGES	PAYMENTS CREDITS	BALANCE	

Employer: WESTERN LANDSCAPING						
Patient : BUILDER, TOM (Acct # 26848)						
03-13-25	80053	COMPREHEN METABOLIC	12.00	0.00	12.00	
	85025	AUTOMATED HEMOGRAM	10.00	0.00	10.00	
	G0471	VEN BLOOD COLL SNF/	7.00	0.00	7.00	
Total:					29.00	

Invoice Billing (cont.)

The new **Payment** Action Column button will take you to *Payment Entry* for the account associated with the invoice.

The screenshot shows the 'Invoice Management' interface for 'EASTSIDE MEDICAL'. A red box highlights the 'Payment' button in the left-hand navigation menu, with a red arrow pointing to it. The main content area displays 'CURRENT INVOICE VIEW' for account 26834, invoice # 032025.100, with a balance of 29.00. Below this, there is a table of charges and payments.

DATE	CODE #	DESCRIPTION	CHARGES	PAYMENTS CREDITS	BALANCE
Employer: WESTERN LANDSCAPING					
Patient : BUILDER, TOM (Acct # 26848)					
03-13-25	80053	COMPREHEN METABOLIC	12.00	0.00	12.00
	85025	AUTOMATED HEMOGRAM	10.00	0.00	10.00
	G0471	VEN BLOOD COLL SNF/	7.00	0.00	7.00
Total:					29.00

The current balance automatically populates the **Payment Amount** field and the new **Invoice #** field contains the invoice number for the invoice you were viewing.

The screenshot shows the 'Payment Entry' form for account '26834 - LANDSCAPING INC'. Several fields are highlighted with red boxes: 'Payment Amount \$' (29.00), 'Insurance Carrier' (CGM PAY), 'Payment Code' (ECK), and 'Invoice #' (032025.100). The form includes fields for patient information, accounting dates, and payment options.

Invoice Billing (cont.)

After you complete the necessary payment fields, click **Save** to proceed to the *Payment Allocation* screen, where only the open items for the **Invoice #** entered will be displayed, along with the **Invoice #**.

Payment Entry
System Manager
EASTSIDE MEDICAL (1)

26834 - LANDSCAPING INC

Patient Number:	26834	Balance Due:	417.00
Patient Name:	LANDSCAPING INC	Payment Amount:	29.00
Accounting Date:	03-13-2025	Denial Amount:	0.00
Primary Carrier:		Adjustment Amount:	0.00
Secondary Carrier:		Payment Remaining:	17.00
Tertiary Carrier:		Amount Allocated:	12.00

Invoice # 032025.100 ←

Date	Code	Dr	Org Amt	Allow	Payment	Adjust	Deny	Ins/Bal	Pat/Bal	Sta	Act
03-13-25	80053	1	12.00	12.00	12.00						<input type="checkbox"/>
03-13-25	85025	1	10.00	10.00				0.00	10.00		<input type="checkbox"/>
03-13-25	G0471	1	7.00	7.00				0.00	7.00		<input type="checkbox"/>

You can click the **Oldest** Action Column button to automatically allocate the payment to the open items.

Payment Entry
System Manager
EASTSIDE MEDICAL (1)

26834 - LANDSCAPING INC

Patient Number:	26834	Balance Due:	400.00
Patient Name:	LANDSCAPING INC	Payment Amount:	29.00
Accounting Date:	03-13-2025	Denial Amount:	0.00
Primary Carrier:		Adjustment Amount:	0.00
Secondary Carrier:		Payment Remaining:	0.00
Tertiary Carrier:		Amount Allocated:	29.00

Invoice # 032025.100

Date	Code	Dr	Org Amt	Allow	Payment	Adjust	Deny	Ins/Bal	Pat/Bal	Sta	Act
03-13-25	80053	1	12.00	12.00	12.00						<input type="checkbox"/>
03-13-25	85025	1	10.00	10.00	10.00						<input type="checkbox"/>
03-13-25	G0471	1	7.00	7.00	7.00						<input type="checkbox"/>

Unposted Procedures (Transactions > Unposted Procedures)

The **Dept** (Department) column now displays the department code and description. Previously the column only displayed the code.

Unposted Procedures											System Manager EASTSIDE MEDICAL (1)			
*** Filter Applied *** (Department Code = 'C-FLR')														
<input type="checkbox"/>	Sta	Source	Account	Patient Name	Procedure Description	Superbill	Dept	P	Dr	I	Dr	Loc	DOS	▲
<input type="checkbox"/>		Procedure Entry	26125	JONES, SAMANTHA <i>Case: 3 - RUBY'S FLOWERS</i>	DRUG TEST PRSMV INSTRMNT		C-FLR - FLOWERS INTERNATIONAL	1	1	1	1		02-25-2	
<input type="checkbox"/>		DAQ	26863.1	GLAMOUR, ANA <i>Case: 2 - RUBY'S FLOWERS Conversion Billing Group.</i>	URINALYSIS NONAUTO W/SCOPE	219098	C-FLR - FLOWERS INTERNATIONAL	1	1	1	1		02-14-2	

Invoice Billing (cont.)

Invoice Management – Add/Edit Filter *(Billing > Invoice Management)*

If you have Invoice Billing activated on your system, the **Owing** option was changed to **Unpaid** for the **Display Invoices** field in the *Add/Edit Filter* function.

Invoice Management Filter

Invoice Number	<input style="width: 90%;" type="text"/>
From Printing Date	<input style="width: 25%;" type="text" value="11-26-2024"/> 📅 Through <input style="width: 25%;" type="text"/> 📅
Invoice Billing Acct#	<input style="width: 90%;" type="text"/>
Display Invoices	<input type="radio"/> Paid <input style="border: 2px solid red;" type="radio"/> Unpaid <input checked="" type="radio"/> All
Purchase Order #	<input style="width: 90%;" type="text"/>

Maintain Department Codes *(Tables > Department Code Table > Maintain Department Codes)*

If you have Invoice Billing activated on your system, a **Default Fee Schedule** field is now available so you indicate when alternate fees should be used for Employers that are linked to the Department Code.

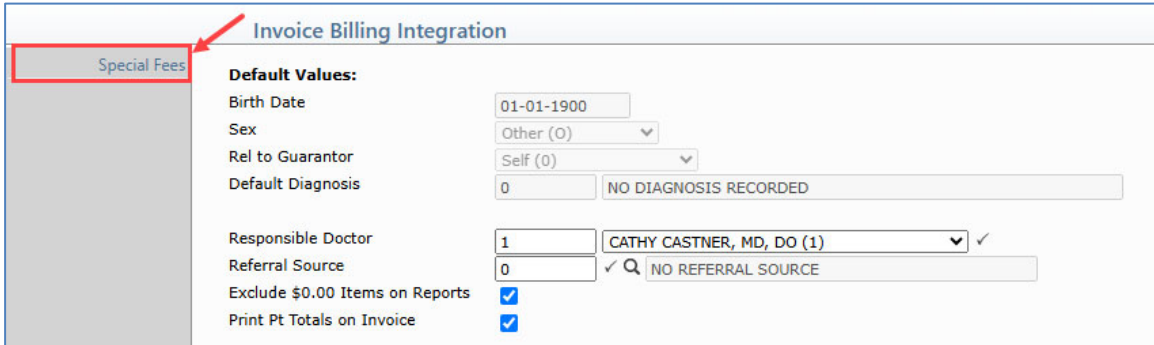
Maintain Department Codes

<ul style="list-style-type: none"> Linked Employers Select New Next Previous Print Inactivate Reactivate History 	<p>Department Code <input style="width: 80%;" type="text" value="C-LAND"/> ✓</p> <p>Description <input style="width: 90%;" type="text" value="LANDSCAPING INC"/></p> <p>Address Line One <input style="width: 90%;" type="text" value="12345 W EVERGREEN WAY"/></p> <p>Address Line Two <input style="width: 90%;" type="text"/></p> <p>Zip Code <input style="width: 40%;" type="text" value="85021"/></p> <p>City <input style="width: 50%;" type="text" value="Phoenix"/></p> <p>State <input style="width: 50%;" type="text" value="Arizona (AZ)"/> Validate Address</p> <p>Use for Invoice Billing <input checked="" type="checkbox"/></p> <p>Invoice Billing Account # <input style="width: 60%;" type="text" value="26834"/></p> <p style="border: 2px solid red; padding: 2px;">Default Fee Schedule <input style="width: 20%;" type="text" value="LAND"/> <input style="width: 60%;" type="text" value="2025 LANDSCAPING INC FEE SCHEDULE (LAND)"/></p>
---	---

Invoice Billing (cont.)

Invoice Billing Integration (System > Database Maintenance Menu > Integrations > Invoice Billing Integration)

A new **Special Fees** Action Column button has been added that allows you to specify if you want specific procedure codes to be separated and subtotaled on invoices.



Invoice Billing Integration

Special Fees

Default Values:

Birth Date: 01-01-1900

Sex: Other (O)

Rel to Guarantor: Self (0)

Default Diagnosis: 0 NO DIAGNOSIS RECORDED

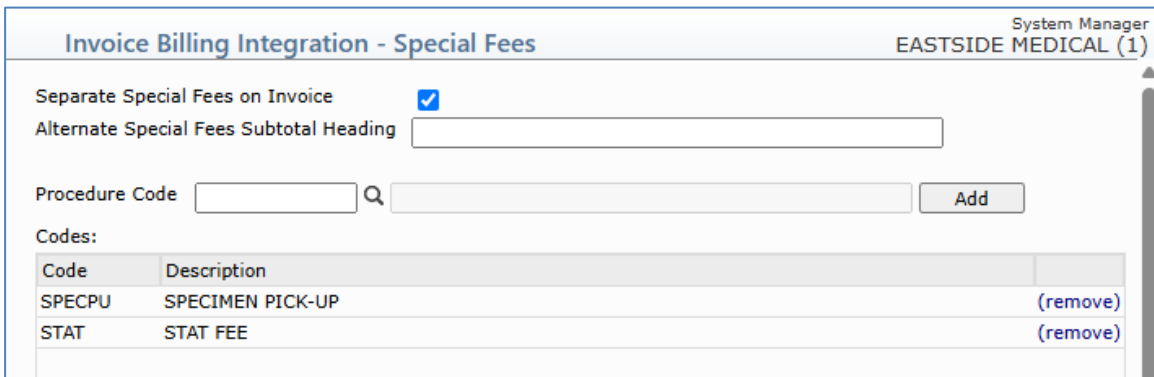
Responsible Doctor: 1 CATHY CASTNER, MD, DO (1) ✓

Referral Source: 0 ✓ NO REFERRAL SOURCE

Exclude \$0.00 Items on Reports:

Print Pt Totals on Invoice:

On the Special Fees page, select the **Separate Special Fees on Invoice** check box to activate this functionality. You can specify an **Alternate Special Fees Subtotal Heading**, otherwise the heading on the invoice will print *Special Fees Subtotal*. Next, you can select which procedure codes should be identified as special fees. Each time you select a code, click the **Add** button to the right of the field to immediately add the code to the list which will display on the screen. You can use the '(remove)' link to the right of each code in the list to remove codes. This list will be used to separate the codes into a separate section when you print invoices.



Invoice Billing Integration - Special Fees System Manager EASTSIDE MEDICAL (1)

Separate Special Fees on Invoice:

Alternate Special Fees Subtotal Heading:

Procedure Code:

Codes:

Code	Description	
SPECPU	SPECIMEN PICK-UP	(remove)
STAT	STAT FEE	(remove)

Invoice Billing (cont.)

Sample Invoice – Two-Layer with Patient Totals and Special Fees

I N V O I C E						
EASTSIDE MEDICAL 3838 N Central Ave Ste 1600 Phoenix, AZ 85012-1950 208-555-0172			PREPARED Apr 14, 2025 ACCOUNT #: 26834 Invoice #: 042025.197 BALANCE: 111.00			
LANDSCAPING INC 12345 W EVERGREEN WAY Phoenix AZ 85021			Amount Enclosed _____			
PAYMENTS MADE ONE WEEK PRIOR TO INVOICE DATE MAY NOT BE REFLECTED						
DATES	CODE #	DESCRIPTION	CHARGES	PAYMENTS CREDITS	BALANCE	
		Employer: EASTERN LANDSCAPING Patient : BUILDER, FRED (Acct # 26871)				
04-14-25	80053	COMPREHEN METABOLIC	12.00	0.00	12.00	
	85025	AUTOMATED HEMOGRAM	10.00	0.00	10.00	
					Total: 22.00	
		Employer: WESTERN LANDSCAPING Patient : BUILDER, ROSIE (Acct # 26872)				
04-14-25	80053	COMPREHEN METABOLIC	12.00	0.00	12.00	
	G0471	VEN BLOOD COLL SNF/	7.00	0.00	7.00	
					Total: 19.00	
					Patient Subtotal: 41.00	
04-14-25	STAT	26872-BUILDER, ROSI STAT FEE	25.00	0.00	25.00	
04-14-25	SPECPU	26871-BUILDER, FRED SPECIMEN PICK-UP	20.00	0.00	20.00	
04-14-25	STAT	26871-BUILDER, FRED STAT FEE	25.00	0.00	25.00	
					Special Fees Subtotal: 70.00	
TOTALS					111.00	

AGING:	Current	30 Day	60 Day	90 Day	120 Day	T O T A L
	111.00	0.00	0.00	0.00	0.00	111.00

YOUR ACCOUNT IS PAST DUE. PLEASE REMIT PAYMENT IMMEDIATELY. Please contact us with any questions about your balance! Thank you for choosing our practice for your health needs. We now have Saturday hours available, please call for appt.						
					PLEASE PAY INVOICE BALANCE -> 111.00	